


Request & order form trailer air brake system


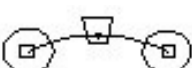
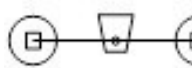
To fill out and email the form please use Acrobat Reader and send the completed form to office@atzlinger.at.

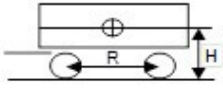
<input type="radio"/> Inquiry	<input type="radio"/> Order
-------------------------------	-----------------------------

Billing address	Date	
	Order No.	
	Comm./ Customer	
Delivery address <input type="checkbox"/> delivery address = billing address	Contact person	
	Email	
	Telephone	

Piece	Make	Typ
Licencing	<input type="radio"/> National type approval	<input type="radio"/> Germany/StVZO <input type="radio"/> EG
Max. Speed	<input type="radio"/> 25 km/h	<input type="radio"/> 40 km/h <input type="checkbox"/> brake calculation
Weight [kg] net	Weight [kg] loaded	

<input type="radio"/> Central axle trailer	net	loaded
	Axle load [kg]	
	Draw bar load [kg]	

<input type="radio"/> Tandem trailer	net	loaded
	1. Axle load [kg]	
	2. Axle load [kg]	
	Draw bar load [kg]	
Tandem axle design	<input type="radio"/> 	<input type="radio"/> 

<input type="radio"/> Two axle trailer (or more)	net	loaded
	1. Axle load [kg]	
	2. Axle load [kg]	
	Level of center of gravity H [mm]	
Wheel base R [mm]		

<input type="checkbox"/> Brake line connection for 2. traile	Extra info:	
<input type="checkbox"/> Regulating valve		
<input type="checkbox"/> Load sensing valve	Spring travel [mm]	

Axle data 1		
Axle braked ?		<input type="radio"/> yes <input type="radio"/> no
1	Brake manufacturer	
2	Brake type	
3	Brake lever lengths	
4	Tyre dimension	
5	actuation	<input type="radio"/> S-Cam brake <input type="radio"/> Wedge brake
6	Brake chamber	<input type="radio"/> Piston cylinder <input type="radio"/> Diaphragm cylinder
7	Number of brake chambers	

Axle data 2		<input type="checkbox"/> same as axel 1
Axle braked ?		<input type="radio"/> yes <input type="radio"/> no
1	Brake manufacturer	
2	Brake type	
3	Brake lever lengths	
4	Tyre dimension	
5	actuation	<input type="radio"/> S-Cam brake <input type="radio"/> Wedge brake
6	Brake chamber	<input type="radio"/> Piston cylinder <input type="radio"/> Diaphragm cylinder
7	Number of brake chambers	

Axle data 3		<input type="checkbox"/> same as axel 1	<input type="checkbox"/> same as axel 2
Axle braked ?		<input type="radio"/> yes <input type="radio"/> no	
1	Brake manufacturer		
2	Brake type		
3	Brake lever lengths		
4	Tyre dimension		
5	actuation	<input type="radio"/> S-Cam brake <input type="radio"/> Wedge brake	
6	Brake chamber	<input type="radio"/> Piston cylinder <input type="radio"/> Diaphragm cylinder	
7	Number of brake chambers		